



## NEWSLETTER – June, 2016

### Committee 2015/2016

President:	Graeme Allen	(0418 534 983)
Vice President:	Max Rowan	(0409 011 160)
Treasurer:	Nick Katsikaros	(0438 559 985)
Secretary:	Jeff Dowsley	(0427 565 791)
Ordinary member 1:	Peter Evans	(0438 643 949)
Ordinary member 2:	Fred Eggleston	

### Officers

Returning Officer:	(The Secretary)
Public Officer:	(The Secretary)
Publicity Officer:	Graeme Allen (0418 534 983)
Safety Officers:	Mat Werner (0450 483 838) Murri Anstis (0413 353 739)
Newsletter Editors:	Roger Carrigg (0437 842 277) Glenn White (0412 641 188)
Field Maintenance:	Murri Anstis (0413 353 739)

Contacting BRMFC: Secretary: Jeff Dowsley.  
Ph: (03) 5341 3589, Mob: 0427 565 791, Email: [secretary@brmfc.org.au](mailto:secretary@brmfc.org.au)

Newsletter Editor: Roger Carrigg.  
Ph: (03) 5334 2189, Mob: 0437 842 277, Email: [editor@brmfc.org.au](mailto:editor@brmfc.org.au)

Note the meeting location.

The next general meeting is to be held at the **Eastwood Street Leisure Centre in the Canteen**, on Wednesday June 22<sup>nd</sup> commencing at **7.30PM** (Turn left after entry to the Complex, and the Canteen is on the left again). **Don't forget to bring a plate for supper.**

### Agenda Items for the next meeting

1. Trawalla Estate Update
2. City of Ballarat Update
3. Strategic Plan Development
4. BRMFC Club Fees 2016-2017
5. BRMFC 2016-2017 Position Nominations
6. Field Maintenance
7. Burrumbeet Airstrip
8. Asset Register

### Points of interest from the last meeting

Extract of newsworthy items from the minutes of the last meeting. Note: Some events/activities may have concluded or been modified as circumstances change.

#### 7. Reports

##### I) Management Committee Report

No meeting to report.

##### II) IMAC at Wangaratta

An incident filled trip, bad weather and Mat Werner totalled Cato's plane on the Saturday morning. John Coughlan loaned Cato a plane so he could compete. Mat gained a 1<sup>st</sup> in Intermediate, John a 3<sup>rd</sup> and Cato a 5<sup>th</sup> in basic.

#### 8. General Business

##### I) Trawalla Estate Update

No contact with any of the parties.

##### II) City of Ballarat Update

Nil.

##### III) Strategic Plan Development

Secretary to distribute the questionnaire to members when Peter Hexter drops the file in.

The MAAA survey results will be forwarded to Peter.

Newsletter June 2016.docx: 21 June, 2016

#### IV) Field Maintenance

a) Murri Anstis reported that as the E/W strip has been shortened by the agricultural activities of Trawalla Estates, but if the pit covering is shifted back and slightly re-angled, 30M will be regained and return the strip to a usable length.

A leak has been discovered in the John Deere mower's fuel tank and will be repaired.

Roofing of the area currently covered with shade cloth may be possible as Paul Ruddle has offered some corrugated iron. Murri will investigate.

No activity at Burrumbeet.

#### V) Asset Register

J Coughlan has it as a work in progress.

John also advised that Elders Insurance has a photocopier surplus to its requirements, and that a request by the Club might be favourably considered.

Secretary to send a letter to Elders re the photocopier.

#### 9. Other Business

##### I) Field Insurance

Secretary has checked with MAAA to see if Club property is covered under the umbrella

MAAA policy. The MAAA Secretary confirmed that the club IS covered for property damage up to \$10k.

J Coughlan checked the VMAA information to ensure that the interpretation of the damage to property cover is correct.

## II) AGM

Jeff Dowsley advised that the AGM notices and nomination forms would be sent via email to all members with an email address, and by post to those without.

## 10. Agenda Items for next meeting

- I) Trawalla Estate Update
- II) City of Ballarat Update
- III) Strategic Plan Development
- IV) Field Maintenance
- V) Burrumbeet Airstrip
- VI) Asset Register
- VII) MAAA Survey Results
- VIII) MAAA Insurance Update

## 11. Meeting location

The next meeting will be held on the 22<sup>nd</sup> June 2016, *in the Canteen, Eastwood St Leisure Complex, Eastwood Street, commencing 7:30PM.*

Meeting Closed at 8:20PM



## President on Holidays

Our president Graeme Allen and wife Dianne are on a pre-retirement caravanning holiday to Darwin and back down through Queensland. They left on Sunday 19<sup>th</sup> June and expect to be back on or around the 31<sup>st</sup> July.

Let's wish them a safe and enjoyable adventure.



## BRMFC Membership Fees 2016/2017

Just a quick reminder that Member Subscriptions are now due for the 2016-2017 year. Our Treasurer has adjusted for the CPI resulting in the full senior fee increasing by a mere \$1. The MAAA & VMAA components remain the same as last year.

The Membership Form was updated on the 6<sup>th</sup> June and posted on the club web-site to reflect these numbers, so you can download it, fill it out and submit with your payment. The Secretary only needs to know if any details have changed, otherwise it all rolls over from last year. A direct Deposit as per the form is the easiest for the club, with your name (preferably) or telephone number to ID the deposit.

Remember, you need to fix this up before 1<sup>st</sup> July, to ensure that the insurance cover is valid. No pay, no fly.

Summarizing, the fees for 2016/2017 are (pension):

Senior: \$209 (\$200)  
 Junior: \$105 (\$100)  
 Associate: \$63 (\$57)  
 Social: \$24 (\$22)

The club's bank account details are shown below and also at the footer of the *Membership Payment Form*.

Bank: ANZ.  
 BSB: 013799  
 A/C No.: 3169 28278  
 A/C Name: Ballarat Radio Model Flying Club Inc

Please do your best to pay promptly for two reasons; firstly you can't fly at our field or any MAAA sanctioned field from the 1<sup>st</sup> July, secondly it makes a lot less work for the Secretary & Treasurer if payments do not drag out.

The membership payment form is included at the end of the newsletter and can also be found on the club's web site at: <http://www.brmfc.org.au/Membership.aspx>

**Tuesday, 30<sup>th</sup> June is the last day you can fly if your fees are not paid.**



## 2016 FAI F4 World Championships for Scale Model Aircraft – Ploiesti (Romania)

The next world championships for scale model aircraft are to be held in Ploiesti Romania over August 20<sup>th</sup> to 28<sup>th</sup>.

Noel Findlay, Noel Whitehead and David Law are competing once again as they did in France two years ago.

They are all using the same tried and proven aircraft as last time. Noel F. – DH Fox Moth, Noel W. – PAC CT/4 & David – Pitts S-2A.



Once again let's wish them the very best of luck and hope they can bring home some trophies to reward their hard work and determination.

Here are some web links I found although the '.ro' ones are in Romanian language.

<http://www.fai.org/ciam-events/ciam-events-calendar-and-results?id=31550&EventCalendarId=9880#fragment-1>

<http://frmd.ro/>


<http://frmd.ro/competitii-nationale/competitii-internationale/>



## A bit of Nostalgia

I (Ed.) was thinking about those who are new to the hobby and go out and buy planes that are in the most part are

unsuitable to learn on. Then I thought back to what I did which wasn't much different. As a youngster I remember buying R/C magazines occasionally (like when I had the money) and came across a model called a Henchman which took my eye.



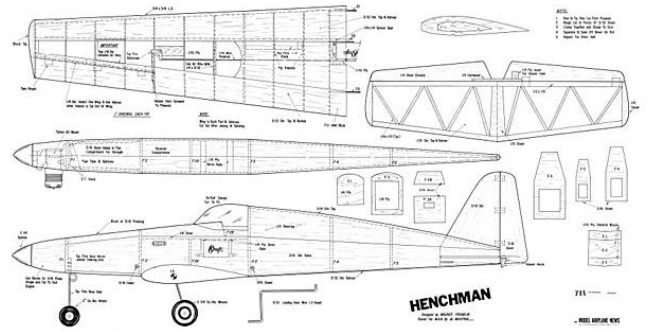
**Henchman** by Maurice Franklin from *Model Airplane News* December 1967 64in span.

A Bing search found it was featured in *Model Airplane News* December 1967 and that is where the plans and photos have come from. Before I could start building it the full size plans had to be drawn up by scaling out of the magazine. Back then it could only be built bit by bit as you got the money to buy balsa and glue and on a 1<sup>st</sup> year apprentice wage it took some doing.



Photo from *Model Airplane News* and found online. Mine was tissue & dope covered and painted with Humbrol Orange with white trim.

After a fair bit of it was built, I remember buying the engine, an OS MAX 60 from the Model Dockyard in Swanston Street Melbourne which cost \$52 (why do I remember that?) and they told me about a new club that flew in the Police Paddocks off Brady Road North Dandenong which turned out to be D&DARCS. At the time the OS60 at 10cc seemed huge after being accustomed to 1.5cc & 2.5cc engines in the free flight and control line models I had dabbled in.



These plans featured in the magazine so I scaled them up by redrawing on a large sheet of paper.

The next thing needed was radio gear – big bucks back in those days. The Melbourne Trading Post paper was pretty popular back then (eBay of the era) for second hand goods and I found a set of [OS Minitron 12 Channel Reed](#) gear with four or five Bonner Transmite servos for \$200. (The second hand radio was 4 times the cost of the engine.)



OS Minitron 12 Channel Reed set. How would you like to mount all this gear in your model today? Those Bonner Transmite servos were huge. A set sold on eBay in the UK in 2011 for £370. I wish I still had mine!!!

The set operated on the 27MHz band which at the time was the only frequency band allocated to R/C models in Australia. It must have had one trim servo for the throttle and three neutralizing for rudder, elevator & ailerons. Reeds used one channel per direction so each control required 2 channels hence the model used 8 channels of the 12 available. You could hear the reeds vibrating when control was input and the twelve channels all had a different sound – in fact you could open up the receiver and tune the reeds to the channel which needed to be done occasionally. To get elevator trim it required another servo and 2 channels, the output was connected to the sliding tray in which the elevator servo was mounted. I can't remember if the Henchman had that or not but

something tells me it used 10 channels so it probably did have the elevator trim servo.

Here's a couple of links on reed gear:

- <http://www.mccrash-racing.co.uk/sc/reeds.htm>
- <https://www.youtube.com/watch?v=38vr01fxJQ>



An OS Minitron 12 channel transmitter which dates back to at least the early 1960's. A far cry from today's computerized sets.



These were the Bonner Transmite servos that came as either trim or neutralizing types. Throttle used trim type while control surfaces used the neutralizing type.

The Henschman was built before I had my driver's licence so my parents took me out to the [Police paddocks in Brady Road North Dandenong](#) I guess one weekend early 1968 where there were a number of guys flying R/C models of which I was in total awe. (The rectangle where we flew is still there today and used as a sports field.) After introducing myself it turned out there was one chap Keith Follett who could fly reed gear. With reeds you had to pulse the switch lever to achieve the proportional effect at the control surface. Anyway I got the Henschman out of the

car and assembled it, filled the tank & started the engine while Keith went through the basic checks.

The orange Henschman with white trim was taken out to the square take-off/landing area. Keith stood behind it, opened the throttle and the Henschman zoomed down the strip and lifted into the air in what looked like a near perfect take-off. He flew it around for a little while then brought it in for a perfect landing. After that I remember him saying words to the effect "well you'd better put that away and get something you can learn to fly on".



This is exactly what mine looked like way back in 1968. Same colour scheme which was on the box the kit came in. Can't remember exactly what happened to it in the end.

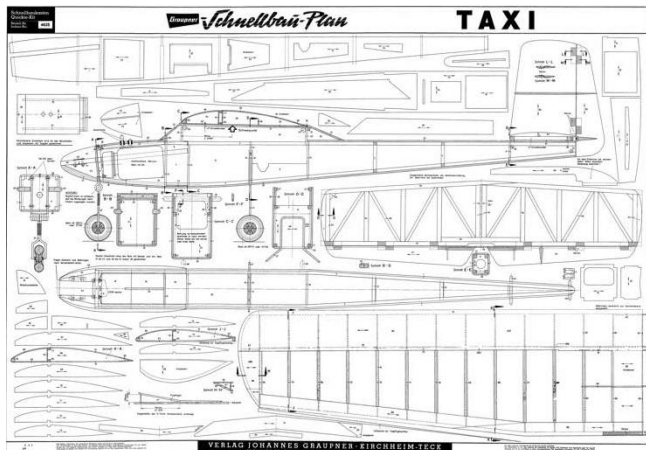
After joining the club (D&DARCS) I then built a Graupner Taxi 3 channel kit and fitted an OS19 and flew that using the OS reed gear until I could afford a set of Kraft proportional.



The wings and tail assembly (vertical & horizontal stabilizer) were both held on by rubber bands which allowed for the inevitable mishaps while learning. It was cleverly designed with the wooden engine bearers protruding externally for extra strength without bulking up the fuselage cross section.

After mastering the Kraft proportional on the Graupner Taxi, I ventured back to the Henschman probably late 1968. To fly another model meant swapping the gear from one model to another. The radio was so expensive which

prohibited multiple flight packs. I flew the Henschman for a while and remember selling it to Dick Steele a hobby dealer in Croydon to buy other gear I guess around 1970.



The Graupner Taxi came out in 1966 and was a 60" rudder/elevator trainer – sport aircraft suitable for entry level builders and fliers. The original Graupner kit I bought had balsa 3 ply for the formers and fuselage sides making a very strong light weight model. The plans shown accompanied Graupner's Taxi kit and are detailed enough to recreate the aircraft quite nicely. The photos displayed are from [http://www.outerzone.co.uk/plan\\_details.asp?ID=719](http://www.outerzone.co.uk/plan_details.asp?ID=719)

I suppose all of us who go back to this era would have a story about how they got started. You didn't just walk into a shop and buy a plane that was ready to fly – you had to build it first. Today genuine radio equipment failure is extremely remote and most times can be attributed to the way it has been handled but back then you were pleased when it worked without a glitch.



### VMAA News

- Ballan land purchase has not gone ahead as land has been sold to another party, vendors where unwilling to wait and the MAAA could not purchase the land until permits were issued by the local council. I (Ed) asked Joe Finocchiaro at Shepparton over the Queens' Birthday weekend about this and he said the Bacchus Marsh club has found another block of land and is going through the necessary processes again.
- Mill Park Air League has commenced with their glider building night assisted by GMAC.
- Mitchell Fixed Wing Club had a very successful scout day there will be another visit on the 29<sup>th</sup>
- Instructors course to be held at the Sunraysia club in Mildura on the 28<sup>th</sup> May 2016. Candidates from surrounding clubs have also accepted.
- A course in Melbourne will be held late in June or early July. Clubs are invited to recommend candidates.



### Sale of former member's gear

I (Roger) had a phone call from former member Tony Faulkner's son Bill on May 25<sup>th</sup> asking if there was a way his father's modelling equipment could be sold.

Tony was a member for a short while a few years ago (around 2012/2013) but has now moved into a nursing home and is unable to pursue aeromodelling.

I said to send a few photos of the items to sell and would see what could be done.

That afternoon his daughter Debbie then sent some photos which were included in an email to club members to see if anyone was interested.

I had a follow up email from Debbie on June 1<sup>st</sup> to say that everything had been sold.

*Many thanks for your email out to your members. We had a good response and all pieces have been sold. We did however request that the plane that Tony won in the raffle, as you said below, would be returned to the club.*

*Many thanks for your assistance.*

It's very gratifying to see a successful outcome.



### New Club for Ararat District

I received the following letter from Dave Lovell advising that a new club has been formed to service the Ararat district.



*Hi everyone. We are very excited to announce that the Ararat area has a new Model Aircraft Club. The **Grampians Model Flying Club** is incorporated and is also fully affiliated with the VMAA/MAAA as well. Our flying site is located approx. 15 Km's west of Ararat. We have two fully approved flying sites, one smallish and one with a runway in excess of 300 metres in length with a third site for slope soaring also available. We are busy at the moment securing some basic infrastructure that is required for us to shortly begin flying operations. One of the clubs main aims for our members is to provide an environment with a **MINIMUM OF FUSS FOR A MAXIMUM OF FUN**. We will also endeavour to always keep our membership fees to an absolute minimum. Something also unique to our club is that with each full membership a membership for your partner or spouse is also included. Membership fees for 2016-17 are set at \$120.00 (subject to VMAA fees being the same as last year) which includes membership to the G.M.F.C as well as VMAA/MAAA. If you pay your VMAA via another club full membership to the G.M.F.C is only \$6.00 per annum. As a country club we also feel that it is*

extremely important to support local traders and will endeavour to support them as much as possible. As mentioned earlier flying is to begin shortly and applications for membership with us are NOW OPEN. To maintain your VMAA/MAAA membership for 2016-17 fees must be paid to the treasurer prior to June the 30<sup>th</sup>. We are a small club with some big plans for the future. If everything comes together as we hope it will, we should indeed have a long and prosperous future, as well as being a fun and pleasant club to be involved with.

Yours Sincerely David Lovell GMFC Secretary.



**Events**

**Vicscale Trophy June 11<sup>th</sup>/12<sup>th</sup> – Shepparton**

It was a bit quiet on the BRMFC front this year at Shepparton with Glenn being away overseas and Max not able to make it due to work commitments. That left only Noel Findlay and myself (Roger) from Ballarat.



Noel Findlay's DH Fox Moth in the foreground ready for the first round while Gary Sunderland is wheeling his Albatros out to the runway.



Gary Sunderland about to take off with his WW1 German Albatros fighter. (Albatros-Flugzeugwerke GmbH was a German aircraft manufacturer best known for supplying the German airforces during World War I. [Wikipedia](http://en.wikipedia.org/wiki/Albatros-Flugzeugwerke))

I was coming down with a virus in the lead up to the Friday and contemplated whether I should go or not. Sometimes you get better and other times you get worse and it was the latter for me.



The Albatros climbing out following a very smooth & straight roll and lift off.



Steve Malcman now has a WACO YMF-5 with an Evolution 7 cylinder 35cc 4 stroke glow engine for that added bit of realism. The story is, he had the engine and was looking for an airframe to put it in and after some discussion with me because I (Roger) have one decided to purchase the Great Planes WACO. Taxiing back after landing.



An Evolution 7 cylinder 35cc 4 stroke glow engine. Only 5cc per cylinder which is equivalent to a 30 size engine. I wonder when radial engines will have enclosed valve

pushrod & rocker arms to eliminate the need for regular lubrication by the operator.

I had arranged to stay with long-time friend Brian Dart seeing as I was going on my own this time and arrived at the field on Friday afternoon around 2:30PM. There were a few others there who also took advantage of the time to setup their models and have a practice flight. There is plenty of undercover lockable space at the Shepparton field to leave models overnight which saves a lot of time & effort when events run over multiple days.



Steve bringing the WACO through finishing the 360 descending circle. The trees look close but they are a long way back.

Late afternoon I followed Darty back to his place which was about a 40 minute drive due north of the field and NNE of the Shepparton Township. We had a pleasant evening discussing old times while Brian showed me his modelling shed/s and collection of models. I don't think I have seen so many before – he must have well over 30 planes in various stages of construction and some very large ones indeed.



Pat Garo about to start the engine in his Yak 54 assisted by Ian Lamont.

Unfortunately I had a bad night coughing and felt a bit drained in the morning. Headed out to the field arriving around 8:45AM – just as well the WACO was all assembled and ready to go.

The weather forecast was for rain on Saturday but fortunately that was wrong; we were endowed with a fair

bit of sunshine and light winds. First up was F4C scale which had five entries. After that the first round of flying only was run and I won the lottery of being first up. By this stage I knew I was getting worse and thought I'd better head off home after the second round. And that is exactly what happened leaving around 3:30PM so I only managed to get a few photos on the Saturday and missed the Sunday flying. Apparently they flew two rounds of F4C scale and only one round of flying only on Sunday.



A very nicely detailed Curtiss P40 by Rob Popellier of the Shepparton club. Powered by a large petrol engine – not sure what size but probably around 70-80cc. Not ARF but built from plans.



A view of the Shepparton club house with models entered in the pit area out front.



Bill Wheeler's Druine Turbulent out front which came 4<sup>th</sup> in F4C scale. In the background we have a Piper Pawnee (Tim De Haan), DH Beaver (Keith Quigg), WACO YMF-5 (Roger Carrigg), Clipped Wing Cub (Tony Grieger) and WACO YMF-5 (Steve Malcman) which came 2<sup>nd</sup> in flying only.

Once again we must thank the Shepparton Club for hosting the two day event and special thanks to those members who staffed the canteen.

The results are posted at the end of the newsletter.



## Coming Events

### VFSAA Scale event at BRMFC Trawalla – July 10<sup>th</sup>

The VFSAA committee has decided to cancel the scale competition earmarked for Sunday July 10<sup>th</sup> at our Trawalla field. This has come about following a barrage of postings on Facebook by Mat Werner concerning the VFSAA and several members in particular.

The association and the members concerned considered the comments offensive and unwarranted. The VFSAA committee informed the club in no uncertain terms that it could not conduct events at our club while that situation exists.

Stay tuned for what is a very unpleasant state of affairs!!!

Most modelling associations, clubs, Special Interest Groups etc. have words in their charter to the effect of promoting the hobby, fostering good relations between fellow modellers. It's about time those involved in these petty slanging matches observed those objectives. If they have genuine grievances they should be aired in the appropriate forums. *Ed.*

MITCHELL FIXED WING AERO CLUB Inc.

### R/C SWAPMEET AND AUCTION '2016

Bring your R/C Items for sale or  
Auction



Great Deals new and Used Products

General Admission: \$5.00  
Youth 13-16 : \$2.00  
Children 12 & under: free  
VENDORS TABLES : \$20.00  
Auction fees 10% Sale Total

Seymour Sports and Aquatics Centre

Chittick Park, Pollard St, Seymour VIC 3660

Sat August 13<sup>th</sup> 2pm - 6pm

Table Setup 1pm

bring an Indoor plane and stay for our indoor  
flying starting at 7pm in the same building

Table Bookings: [barrydunn42@bigpond.com](mailto:barrydunn42@bigpond.com)

Phone : 0401 359 918

Web : [www.mfwac.com](http://www.mfwac.com)



## Event Calendar

June 1 <sup>st</sup>	Indoor Flying at Haddon Hall 7 - 9:30PM – BAMI (1 <sup>st</sup> Wed of month April to October)
June 11 <sup>th</sup> /12 <sup>th</sup>	VFSAA VicScale Trophy – Shepparton
June 15 <sup>th</sup>	Indoor Flying at Haddon Hall 7 - 9:30PM – BAMI (3 <sup>rd</sup> Wed of month April to October)
July 6 <sup>th</sup>	Indoor Flying at Haddon Hall 7 - 9:30PM – BAMI (1 <sup>st</sup> Wed of month April to October)
<del>July 10<sup>th</sup> (Sun)</del>	<del>VFSAA Scale Event – BRMFC Trawalla</del>
July 20 <sup>th</sup>	Indoor Flying at Haddon Hall 7 - 9:30PM – BAMI (3 <sup>rd</sup> Wed of month April to October)
July 27 <sup>th</sup>	<b>BRMFC AGM</b>
August 3 <sup>rd</sup>	Indoor Flying at Haddon Hall 7 - 9:30PM – BAMI (1 <sup>st</sup> Wed of month April to October)
August 17 <sup>th</sup>	Indoor Flying at Haddon Hall 7 - 9:30PM – BAMI (3 <sup>rd</sup> Wed of month April to October)
Aug 20 <sup>th</sup> /21 <sup>st</sup>	Large Scale Racing – Bendigo
Aug 20 <sup>th</sup> – 28 <sup>th</sup>	2016 FAI F4 World Championships for Scale Model Aircraft – Ploiesti (Romania)
Sep 7 <sup>th</sup>	Indoor Flying at Haddon Hall 7 - 9:30PM – BAMI (1 <sup>st</sup> Wed of month April to October)
Sep 21 <sup>st</sup>	Indoor Flying at Haddon Hall 7 - 9:30PM – BAMI (3 <sup>rd</sup> Wed of month April to October)
Oct 8 <sup>th</sup> /9 <sup>th</sup>	VMAA Trophy weekend – P&DARCS
Oct 5 <sup>th</sup>	Indoor Flying at Haddon Hall 7 - 9:30PM – BAMI (1 <sup>st</sup> Wed of month April to October)
October 15 <sup>th</sup> (Sat)	<b>BRMFC Sausage sizzle – Bunnings Ballarat</b>
Oct 19 <sup>th</sup>	Indoor Flying at Haddon Hall 7 - 9:30PM – BAMI (3 <sup>rd</sup> Wed of month April to October)
Nov 26 <sup>th</sup> /27 <sup>th</sup>	Hamilton Fun Fly & Swap Meet – Hamilton

That's all for now. Good flying.  
G.W & R.C.

## Time for some Frivolity – the sealed section

Note: If easily offended please skip this item. It contains adult themes, but no crude language or nudity.

We had these ones a while back but still funny and worthy of an encore.

### Thought for the day

The most dangerous thing in the world to do is trying to leap a chasm in two jumps.

### The magician and the parrot

A magician was working on a cruise ship.

Since the audience was different each week, the magician did the same tricks over and over again.

There was only one problem: The captain's parrot saw the shows each week and began to understand how the Magician did every trick.

Once he understood, he started shouting in the middle of the show, "Look, it's not the same hat!" or, "Look, he's hiding the flowers under the table!" Or "Hey, why are all the cards the ace of spades?"

The magician was furious but couldn't do anything. It was, after all, the Captain's' parrot.



Then one stormy night on the Pacific, the ship unfortunately sank, drowning almost all who were on board.

The magician luckily found himself on a piece of wood floating in the middle of the sea, as fate would have it ... With the parrot.

They stared at each other with hatred, but did not utter a word.

This went on for a day... And then 2 days. And then 3 days. Finally on the 4th day, the parrot could not hold back any longer and said...

"OK, I give up. Where's the f\*\*\*in' ship?"

**FOR THE ROMANTICS**

A man takes a lady out to dinner for the first time. Later they go on to a show.

The evening is a huge success and as he drops her at her door he says 'I have had a lovely time. You looked so lovely, you remind me of a beautiful climbing rose. May I call on you tomorrow?'

She agrees and a date is made.

The next night he knocks on her door and when she opens it she slaps him hard across the face.

He is stunned. 'What was that for?' he asked.

She said 'I looked up *beautiful climbing rose* in the encyclopaedia last night' and it said 'Best suited against a brick wall or fence, no good in an open bed'. *(There's a word or two missing but I'm sure you can work it out.)*


**Two Business Men.**

Two businessmen in the centre of Perth were sitting down for a break in their soon-to-be new shop...



As yet, the shop wasn't ready, with only a few shelves set up.

One said to the other, "I bet any minute now some pensioner is going to walk by, put their face to the window, and ask what we're selling."



No sooner were the words out of his mouth when, sure enough, a curious old woman walked to the window, had a peek, and in a soft voice asked,

"What are you selling here?" One of the men replied sarcastically, "We're selling ass-holes."

Without skipping a beat, the old dear said, "Must be doing well... Only two left."



**Results of the VFSAA Scale comp held at Shepparton over the Queen's Birthday weekend June 11<sup>th</sup>/12<sup>th</sup>**

**F4C SCALE**

Competitor	Aircraft	Static	Rnd1	Rnd2	Rnd3	Rnd4	Average Best two + Static
David Law	Pitts S-2A	2880.3	2469.5	2459	2583	2584.5	5464
Noel Findlay	DH Fox Moth	2745	2120	2291	2536.5	2513.5	5270
Noel Whitehead	PAC CT/4	2672.5	2084.5	2141	2312	2376	5016.5
Bill Wheeler	Druine Turbulent	1248	1840	1997.5	2260.5	2240	3498.25
Gary Sunderland	Albatros	2415	1044.5	0	0	0	2937.25

**FLYING ONLY**

Competitor	Aircraft	Rnd1	Rnd2	Rnd3	Rnd4	Average Best two
Greg Lepp	Extra 260	2311.5	2406	2217		2358.75
Steve Malcman	WACO YMF-5	2179.5	2299.5	2212.5		2256
Daniel Wheeler	Yak	0	2295	2070		2182.5
Tony Grieger	Clipped Wing Cub	2010	2223	2131.5		2177.25
Joe Finocchiaro	Clipped Wing Cub	2025.75	2112	2188.5		2150.25
Roger Carrigg	WACO YMF-5	1899	2175	0		2037
Tim De Haan	Piper Pawnee	1641	1993.5	2058.75		2026.125
Pat Garo	Yak 54	1761	2251.5	1679.25		2006.25
David White	Spacewalker	1912.5	2040	1950		1995
Keith Quigg	DH Beaver	1887	1912.5	1957.5		1935
Rob Popellier	Curtis P40	0	2160	0		1080
Brian Whellan	Druine Turbulent	0	0	2037.75		1018.875



# BALLARAT RADIO MODEL FLYING CLUB Inc.

Web site: [www.brmfc.org.au](http://www.brmfc.org.au)

Inc. No. A0001288M

## MEMBERSHIP PAYMENT FORM – 2016/2017

Date: .....

Surname ..... First Name ..... Middle Name .....

Address ..... City ..... Postcode .....

Phone: Hm ..... Bus ..... Mob ..... Email .....

Date of Birth ..... MAAA (AUS No) ..... Partners Name .....

Occupation/skills ..... Tx Frequencies Used .....

Tick  membership type below and write amount applicable in column on right hand side of sheet and fill out tear off receipt.

**Note:** VMAA fee includes MAAA affiliation & insurance. Pension rates are shown in brackets ( ) – Club's 10% discount. To qualify you must have a Government Concession Card with **Full Medical Entitlement**. (Fees are rounded up or down to the nearest \$.)

**New member.** (Existing members ignore this)  
 Joining fee **\$10.00 + \$10.00** refundable gate key deposit (receive starter pack) -----Amount: \$ .....

**Senior member** plus VMAA – Full member benefits, any person 18 years or over before 1<sup>st</sup> July 2016.

Club	\$95.00	(\$86.00)	
VMAA	\$114.00	(\$114.00)	
<b>Total</b>	<b>\$209.00</b>	<b>(\$200.00)</b>	-----\$1 more than last year-----Amount: \$ .....

**Senior member** – Full member benefits, any person 18 years or over before 1<sup>st</sup> July 2016.  
 VMAA fee is paid through another club and you intend to fly regularly at our field.

Name of other club: .....

Club **\$95.00** **(\$86.00)**-----Amount: \$ .....

**Junior member** plus VMAA – Any person under 18 years before 1<sup>st</sup> July 2016.

Club	\$48.00	(\$43.00) – 50% of senior membership fee	
VMAA	\$57.00	(\$57.00)	
<b>Total</b>	<b>\$105.00</b>	<b>(\$100.00)</b>	-----Amount: \$ .....

**Associate member** – Receives newsletter, non-voting. VMAA fee is paid through another club and you intend to fly infrequently at our field. Probably live remotely. (2/3 of senior member fee.)

Name of other club: .....

Club **\$63.00** **(\$57.00)**-----Amount: \$ .....

**Social member** – Receives newsletter, non-flyer, non-voting. (1/4 of senior member fee.)

Club **\$24.00** **(\$22.00)**-----Amount: \$ .....

**Family membership** – Full member benefits. Consists of one **senior** rate plus \$10. Family members must pay VMAA fees as specified (Junior or Senior). Applies to immediate family residing at same address. There is no family VMAA fee arrangement.

Club	\$105.00	(\$94.00)	
VMAA	\$114.00	(\$114.00)	
<b>Sub-Total</b>	<b>\$219.00</b>	<b>(\$208.00)</b>	-----Amount: \$ .....

Person 2 **\$57.00** or **\$114.00** **(\$57.00** or **\$114.00)** VMAA fee-----Amount: \$ .....

Name: ..... D.o.B. .... MAAA (AUS) No: .....

Person 3 **\$57.00** or **\$114.00** **(\$57.00** or **\$114.00)** VMAA fee-----Amount: \$ .....

Name: ..... D.o.B. .... MAAA (AUS) No: .....

Person 4 **\$57.00** or **\$114.00** **(\$57.00** or **\$114.00)** VMAA fee-----Amount: \$ .....

Name: ..... D.o.B. .... MAAA (AUS) No: .....

**Total amount to pay** cash / cheque / direct deposit (receipt) ..... **\$ .....**

**Yearly subs are due by 1<sup>st</sup> July 2016.** A \$5 administration fee may apply to renewals, if fees are not paid by the due date. Please remit this form and the amount payable to the Secretary at: 514 Somerville Street, BUNINYONG 3357. To make a Direct Deposit (the preferred method), please use the following instructions:

**Direct Deposit Bank Details:** ANZ, BSB: 013799, A/C: 3169 28278, A/C Name: Ballarat Radio Model Flying Club Inc. Remember: state your name in the bank transaction details so the deposit can be accredited to you. Also circle "direct deposit" above and write your bank receipt number alongside before **forwarding** to the Secretary. This can be done online or at your bank.

**BALLARAT RADIO MODEL FLYING CLUB Inc** – Membership payment receipt Date:.....

Received the sum of \$ ..... (club: \$ ...../vmaa: \$ .....) from ..... Payment by: cash / cheque / direct deposit

Being BRMFC Membership for the financial year **1<sup>st</sup> July 2016 to 30<sup>th</sup> June 2017** Signed:.....