



NEWSLETTER – March, 2017

Committee 2016/2017

President:	Graeme Allen	(0418 534 983)
Vice President:	Peter Evans	(0438 643 949)
Treasurer:	Nick Katsikaros	(0438 559 985)
Secretary:	Jeff Dowsley	(0427 565 791)
Ordinary member 1:	Fred Eggleston	(0418 596 113)
Ordinary member 2:	Max Rowan	(0409 011 160)

Officers

Returning Officer:	(The Secretary)
Public Officer:	(The Secretary)
Publicity Officer:	Graeme Allen (0418 534 983)
Safety Officers:	Murri Anstis (0413 353 739)
	Fred Eggleston (0418 596 113)
First Aid Officer	Nigel Newby (0408 420 794)
Newsletter Editors:	Roger Carrigg (0437 842 277)
	Glenn White (0412 641 188)
Field Maintenance:	Murri Anstis (0413 353 739)

Contacting BRMFC: Secretary: Jeff Dowsley.
Ph: (03) 5341 3589, Mob: 0427 565 791, Email: secretary@brmfc.org.au

Newsletter Editor: Roger Carrigg.
Ph: (03) 5334 2189, Mob: 0437 842 277, Email: editor@brmfc.org.au

Note the meeting location.

The next general meeting is to be held at the **Eastwood Street Leisure Centre in the Canteen**, on Wednesday March 22nd commencing at **7.30PM** (Turn left after entry to the Complex, and the Canteen is on the left again). Don't forget to bring a plate for supper.

***** Our Fun Fly & Public Display is to be held on April 1st & 2nd *****
Trawalla Field is in pretty good shape.

Agenda Items for the next meeting

1. Trawalla Estate Update
2. City of Ballarat Update
3. Strategic Plan Development
4. Field Maintenance
5. Burrumbeet Airstrip
6. Asset Register
7. Canteen Re-Fit
8. Display Day 2017
9. Facebook Page Review

Points of interest from the last meeting

Extract of newsworthy items from the minutes of the last meeting. Note: Some events/activities may have concluded or been modified as circumstances change.

7) Reports

a) Management Committee Report

No meeting to report.

b) VPA Event

Only a small VPA contingent, but a good days flying. The renovated canteen performed well, and the motor-gen set ran all day on less than a tank of fuel.

8) General Business

a) Trawalla Estate Update

Nil report.

b) City of Ballarat Update

Due to absence of G Allen no update is available.

c) Strategic Plan Development

Matter is on hold until 2017.

d) Field Maintenance

M Anstis has acquired the gear to build a demountable electric fence. He also noted that the sheep had knocked down the fence and dragged and broken the wires.

R Carrigg suspects that the electric fence unit is faulty, as it barely registers 1KV, when the manual specifies an output of 5KV.

A temporary barrier is required for the Display Day, augmenting a permanent fence with a gate to the pit area. Additional star pickets will be required. Some discussion on the layout ensued, and members will measure and mark out at the site.

M Anstis will level up the patio area with a load of sand and replace the heater safety fence.

The guard is yet to be re-installed around the fire pot.

e) Burrumbeet Airstrip

Secretary contacted Paul Beechey (0439432318), re improving the airstrip. Paul gave approval to improve the

strip, but would like to be present when we inspect the strip to decide on the works required.

f) Asset Register

Max Rowan tabled a preliminary Register, and assigned estimates as to the value of the items.

An "Invitation to Tender" document is being prepared and will be circulated in the November Newsletter. Secretary to circulate to other clubs via the VMAA. (Secretary requires make & model information before circulating to other clubs.)

Photos of items and information will be prepared and circulated.

Agreed that the 6 x 6M shed and possibly the spare mower could be advertised on Gumtree, with the reserve set at our estimated value. P Evans will see if there is any interest in the VHF and UHF radios, else put them up for sale on Gumtree as well.

g) Refit of Canteen

P Weston has almost completed the painting. The refit is almost complete and the finished job is looking very good.

h) Display Day 2017

The Application documentation has been sent to the VMAA Secretary. Secretary has followed up to ensure that the VMAA consider the application ASAP.

When approved, should be advertised on RCTrader and the Facebook pages.

9) Other Business

a) Facebook Page

Peter Evans will be registered as a joint administrator.

b) Passing of Tony Faulkner

R Carrigg reported that a former BRMFC member has recently passed away.

10) Agenda Items for next meeting

- i) Trawalla Estate Update
- ii) City of Ballarat Update
- iii) Strategic Plan Development
- iv) Field Maintenance
- v) Burrumbeet Airstrip
- vi) Asset Register
- vii) Canteen Re-Fit
- viii) Display Day 2017
- ix) Facebook Page Review

11) Meeting location

The next meeting will be held on the 22nd March 2017, **in the Canteen, Eastwood St Leisure Complex, Eastwood Street, commencing approximately 7:30PM.**

12) Meeting Closed at 8:50PM



BRMFC Fun Fly & Public Display



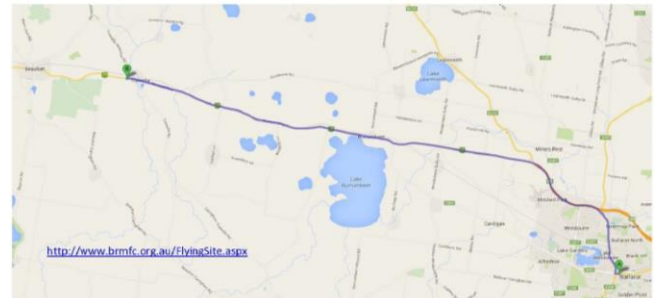
For the Public

Sunday 2nd April 2017, 10am to 3pm

Admission: Gold coin donation appreciated.
(Helps us run the club)

Warbirds, Aerobatics, Scale, Combat.

Lolly bomber, Canteen, Raffle, Swap tent.



Don't forget we have our fun fly and public display over the weekend of **April 1st & 2nd** with fun fly for modellers on the **Saturday** and **Sunday** open to the public. The field is in great shape, the electric fence star pickets have been removed. All in all a pretty good place to fly.



VMAA News

Info extracted from the Minutes of the February 2017 VMAA Executive meeting.

State Field Reports

These fields are owned by the MAAA and managed/operated by the host club.

Darraweit Guim – Northern Flying Group

Running smoothly. A Donation has been made by the club to the CFA for their assistance over the last few years. SIGs (Special Interest Groups) are still very active at the field. There are new start-up areas being built to cater for turbine models as well as some new operation guidelines for turbine powered aircraft.

Bairnsdale – Bairnsdale & District M.A.C

Several events booked so far this year by SIGs. VJAA has field booked for mid-February jet meeting. Field is in excellent condition and club running well.

Echuca – Echuca Moama Model Aero Club

Field development going well. New shed, toilets etc. on track for completion by mid-year at the latest many SIGs have booked the field for use, VFSAA may be hosted in June.

Mt Wallace – Bacchus Marsh Model Aircraft Association

Some works have commence with the construction of the Flyover and Carpark under way. Tree felling and drainage is complete as well as the field entrance gate. Water bore under investigation.



New Models seen at field

Paul Ruddle had a new model to test fly on Sunday March 12th. This one is a bit different from the run of the mill models in that it is a VTOL type called a V-Hawk X4. As a matter of interest I've pulled the description of the model from the owner's manual and included it below.



The V-Hawk X4 on lift off in VTOL mode. All seemed quite steady and under control.



After climbing to 30 or 40 feet it is about to transition to fixed wing flight mode.

The V-Hawk X4 is designed for intermediate and experienced pilots who are looking for a unique flying experience. I.e. the ability to take off vertically like a helicopter or quadcopter and transition to forward flight like a conventional airplane. This flying transition is made easy with the use of a pre-installed, innovative flight control board and pre-assembled rotating motor nacelles.

With just the flip of a channel switch on your transmitter the motor nacelles rotate. As they do, the flight controller automatically changes the programming from flying like a quad to flying like an airplane with elevon controls. Simply flip the switch back to return to quad-flying mode.

This Ready-To-Fly package incorporates the reliable new Hitec Red 2.4GHz radio protocol that's compatible with all Hitec air systems on the market and housed within the dependable IKONNIK KA-6 transmitter and receiver combo.



The V-Hawk X4 has transitioned to fixed wing mode and is now flying like a convention aircraft.

The V-Hawk X4's durable EPO airframe comes nearly 100% pre-assembled and includes all four BL motors, four BL ESCs, a control board with stabilization, two 9g servos, one 17g MG servo, and even a 1300mAh 4S Li-Po battery (4S charger not included). The only assembly you'll have to complete is gluing on the tail, for which the glue is included. So, if you're ready to take on the adventure of an airplane capable of performing vertical take-offs and landings (VTOL), and short take-offs and landings (STOL), you've bought the right model. Simply follow the step-by-step guide contained herein and you'll be ready to fly your V-Hawk in no time.

- **Wingspan:** 27.5" (696mm)
- **Wing Area:** 241 sq. in.
- **Length:** 33" (838mm)
- **All-up weight:** 31oz (880g)
- **Battery:** 4s (16.8V) 1300mAh LiPo
- **Servos:** 2 x 9g and 1 x 17g metal gear
- **Motors:** 4 x 2730 kV brushless
- **Propellers:** 8" diameter (2 x clockwise, 2 x counter clockwise)
- **ESCs:** 4 x 12A brushless

Peter Weston also had a new model at the field on the following Sunday March 19th for its maiden flight. The model is a Super Skybolt by Seagull Models and effectively replaces the similar sized red Waco that unfortunately came to grief down at Warrnambool a couple of weeks ago.

He seems quite happy with it and said it is much nicer to fly than the Waco.

The technical details of the model are as follows:

- Steen Super Skybolt

- Manufacturer: Seagull Models
- ARF balsa & ply
- Wingspan: 1.55m or 61"
- Weight: 4.5 Kg RTF
- Power: .80 Rimfire brushless electric
- Propeller: APS 15x6 or 15x8
- Esc: Turnigy plush 100 Amp
- Battery: 5000 mAh 6 cell



Peter Weston's new electric powered Super Skybolt. By the way, notice the runway in the background – no electric fence star pickets!!!



Peter Weston with his new electric powered Super Skybolt by Seagull Models.



I (ed.) saw it take off and managed to snap this shot soon after lift-off. All looked good.



Goin's on at the Field

Compound Fence

A working bee was held on Saturday March 11th to erect a post & wire fence around the front of the kitchen /containers to form a compound like we had back at Yendon. The treated pine posts and wire mesh used were from the fence dismantled at Yendon which kept the costs to a minimum.



The primary purpose of the fence is to keep the sheep out as it appears electric fences are not effective with sheep. The Trawalla Estate manager has assured us that cattle will not be in the paddock this year so to that end the electric fence and posts have been taken down. It is the plan to make the electric fence posts removable so it can be dropped down when required, but at the moment there is no electric fence or posts so the runways are clear of any obstacles.



It was still hard work even with the motorized posthole digger – the ground being so hard after the summer months. I (ed.) had a sore shoulder for a week after pushing down on the handle to dig those 15 or so holes.



Looks like someone has got something to be proud of!!!



Secretary Jeff is stomping in the backfill around the posts. El Presidente Graeme is holding up the stomper.




Hanging one of the two 3m farm gates. The orange bunting was used temporarily to keep the sheep out from around the facilities and has now been removed. The pile of firewood has also been moved over near the tree to tidy the place up.



Max & Peter E. are attaching the diagonal strainer wires tying them off with a gripple.

We did some more work on the fence on the following Sunday March 19th to finish it off. The wire netting is all on now and tensioned, gate latches have been fitted as well as a top rail all the way along the pits side which is something for people to lean on. In a nutshell the fence is secure now, so make sure the gates are closed if you are the last to leave. Strangely though there were no sheep in the paddock on Sunday, we wondered if they were being shorn.



Although not shown here, star pickets have been driven in to form a temporary spectator fence for our upcoming display running from the corner post of the new fence

parallel with the pits to the end of the black matting then across to the tree.



Peter E. is tying off the strainer wires with assistance (or maybe hindrance) from Glenn & Wayne.



The timber table in the photo above has had short legs fitted so it can be used as a seat or assemble models on. I think it is the side of a cable drum like the others around the back near the car park.

Kitchen Reno

Peter Weston has continued on with the painting inside and the evidence shows he has worked on the entrance section.

We need to replace the tap on the sink with one that has a longer spout. If you want to wash your hands it is darned awkward to get them underneath the outlet.



Tips & Tricks

Our audio senses to gauge throttle setting

When flying my (ed.) models which are mostly 4 stroke IC powered I sub consciously use the sound of the engine as an indication of power setting. I presume we all tend to do that to greater or lesser extents.

When a model that is much noisier than mine is in the air and drowns out the sound of my engine I can no longer use my audio senses to gauge the power setting. I must then resort to knowing where the throttle stick is and watching more closely how the aircraft is flying with the power setting. Is it stalling for example?

What got me thinking about this is Peter Weston said his electric powered red Waco rolled over and went in down at Warrnambool. He believes that while downwind he didn't have enough power on in a turn, it stalled and spiralled in which was extremely sad to see as it demolished the 60+” balsa/ply model.

Electric powered models being much quieter than IC that audio sense to gauge throttle setting would be much harder to use particularly if any other noise is nearby let alone a petrol powered model. It becomes like flying my four stroke with a petrol powered model in the air.

Also the power setting is going to be much more critical with larger electric scale models than say motorized foam gliders.

Just some food for thought!!!



Events

Warrnambool Fun Fly – March 4th/5th

The Warrnambool Model Aero Club held their annual fun fly over the weekend of March 4th/5th unfortunately clashing with the Avalon Airshow as it seems to every second year. No doubt the Airshow has a detrimental effect on both the pilots and public that turn up. Nevertheless it was a great weekend away and quite well supported.

Once again several BRMFC members made their way down to Warrnambool, some for both days while others for the Sunday only.



The BRMFC pit area on the south side of the field.

The pick of the days weather wise was the Saturday with bright sunshine from mid-morning onwards and light to moderate wind mostly from the south. On Sunday it was overcast most of the time and by midday the wind was strengthening from the south but still quite flyable.

There were models in the air most of the time to keep the spectators entertained and to that end Rod Mitchell was probably the star performer with his twin engine Neptune and P38 Lightning. He managed several flights with each

on both days doing water bombing and bomb drop displays.



With engines running Rod Mitchell is wheeling out his Neptune water bomber to the strip.



After taxiing down to the end of the strip the Neptune is turned into wind and powered up for take-off.



Rod Mitchell's Lockheed Neptune water bomber taking off on one of many flights. The model also does a simulated water drop.

The Warrnambool club now has two new sheds, one for machinery and the other to be fitted out as club rooms. They have been constructed behind the existing facilities which are to be eventually dismantled once the new ones are complete. That will then give them a lot more room out to the flight line for pits and spectators. They are very fortunate to have a sympathetic local council who have chipped in with a grant to cover a sizable portion of the costs. It also indicates the club must be pretty secure on

the council site they occupy otherwise the council would not contribute funds.



The two new sheds at the Warrnambool field with the smaller machinery shed in the foreground. The old structures to the right are to be dismantled at some stage.



Photo of the club rooms building taken from the other (northern) end.

Throughout the weekend the club was giving trainer flights to spectators using the buddy box system. It is a good idea and a way of encouraging and coaxing people into the hobby. However I'm sure it could be quite tiring and nerve wracking for the instructor/s.



The Warrnambool club was giving trainer flights to spectators throughout the weekend using this model.

The club had a couple of raffles running, one primarily for spectators and the other for pilots. Around 2:30PM on Sunday flying was suspended while the raffles were drawn. From memory the spectator raffle was drawn first followed by the pilot raffle. They had quite a number of prizes for pilots and continued drawing until the prizes ran out.

Once again many thanks to the Warrnambool club for putting on the event. I know our members enjoy the weekend away and look forward to next year's event. The

following snaps taken over both days have some comments to try and convey a little bit of what transpired.



My (Ed) Great Planes Waco in the foreground. The OS155FS engine in that didn't pick up and finally stopped after doing a stall turn resulting in a forced landing at the southern end of the strip. It was quite fortunate actually to clear the fences and land on the strip. Peter Weston's red electric Waco in the background wasn't so lucky after stalling and crashing in the southern out field.



Jack Williams of the Warrnambool Club looks to be pondering over something with his model. Not sure what the model is but looks like a Decathlon.



Peter Evans had a couple of really good flights on Sunday with his PC-21. There was a fairly strong breeze blowing by midday on Sunday but the PC-21 handled it with ease and put on a good show. The second flight however was marred slightly when the nose wheel failed to extend when it came time to land. It meant the three blade wood prop was doomed – even cutting the engine before touch down

wouldn't save it because at least one blade would strike the ground. I guess the spectators enjoyed it while Peter was undoubtedly thinking of the \$\$\$ to replace the prop.



Peter Evans' PC-21 about to take-off. The DLE 35 provides the model with ample power.



Rod Mitchell's Lockheed Neptune and Lockheed P38 Lightning twin engine models. Rod now a Warrnambool club member flew both models several times each day.



A Piper Pawnee. Sorry I don't know who owned it.



There was a very large glider in the pits. I don't remember seeing it fly. Maybe the tow plane it needs was not there.



Dave Barling from the Bellarine Club is about to take-off with his Ugly Stik. Dave is on the lookout for an Enya 60X muffler. See the wanted ad further on.



Graeme is readying the Bird Dog for a flight. Wayne's Top Flite P47 is in the foreground.



The P47 doesn't lack any power when it comes time to get in the air.



Graeme's new Bird Dog seems to be flying quite well. He clocked up several flights with it over the weekend. Model seems to handle the wind and lands well without any inherent tendency to bounce.



Looks like some glow plug problems with the OS120FS in Glenn's Mew Gull.



Glenn's Mew Gull about to land – it was quite a good landing too.



Coming Events

Indoor Flying

Ballarat Aero Modellers (The Brewster Club) has booked the Haddon hall from April until September from 7PM until 9.30PM on the **first** and **third** Wednesday of the month.

For your convenience the dates for April, May & June have been listed in the event calendar below.

Cost is \$5 per flyer per night to cover the cost of hiring the hall.



Echuca Moama Model Aero Club

ANNUAL FUN FLY

Sunday April 9th 2017

AT THE VMAA FLYING FIELD ECHUCA

ALL TYPES OF MODEL AIRCRAFT WELCOME

A great day of fun and excitement is assured
Model flying for the fun of it !

Refreshments available on the day.

Contact – Fred West Secretary 0418 362100

(Camping available for the Saturday night.)



RADIO CONTROL MODEL AIRCRAFT

DISPLAY DAY

WITH HELICOPTERS

AEROBATIC AIRCRAFT

DRONES (Quadcopters)

SCALE MODELS

WAR BIRDS & MORE

At the Keilor Model Airfield enter via

The Keilor Golf Course

Calder Highway, Keilor North.

Sunday April 23 2017

10:30am to 3:00 pm

1966-2016
CELEBRATING 50 YEARS

KYNETON AERO CLUB 50th ANNIVERSARY

**SPREAD YOUR WINGS
AIR SHOW**

Sunday April 23rd
* Flying Display 10:30 am - 4:00 pm
* Gates Open 8:30 AM

- * AVIATION CAREER EXPO
- * VINTAGE AIRCRAFT
- * AEROBATICS
- * RAAF ROULETTES
- * WARBIRDS

KYNETON AIRFIELD,
KYNETON-METCALFE ROAD

A GREAT DAY OUT FOR THE FAMILY!

QBE
www.TRYBOOKING.COM/MCBN

Kyneton Aero Club

Rotary

Macedon Ranges Shire Council

www.airshowkyneton.org

LIKE US ON FACEBOOK



Wanted

Enya 60X muffler.

Contact: Dave Barling, Bellarine Model Aero Club.

Email: dabarling@internode.on.net



Event Calendar

Mar 1 st /5 th	Avalon Airshow – Avalon Airport
Mar 4 th /5 th	Warrnambool Annual Fun Fly – WMAC
Mar 19 th	VFSAA Scale Fly-in Greensborough GMAC
Mar 26 th 2017	Twins & More Darraweit Guim – NFG
Mar 31 st - Apr 2 nd	Wang Jets, Wangaratta – VJAA
April 1st/2nd	Fun Fly & Display Day – BRMFC Trawalla
April 2 nd	Monty Tyrrell Scale Rally – P&DARCS
April 5 th (Wed.)	Indoor Flying at Haddon Hall 7 - 9:30PM – BAMI
April 9th	VFSAA Sport Scale – BRMFC Trawalla
April 14 th /17 th	Easter weekend
April 19 th (Wed.)	Indoor Flying at Haddon Hall 7 - 9:30PM – BAMI
April 29 th /30 th	VMAA Trophy Weekend – NFG
May 3 rd (Wed.)	Indoor Flying at Haddon Hall 7 - 9:30PM – BAMI
May 5 th /6 th	Autumn Scale Rally Albury – TCMCA
May 21 st	VFSAA Sport Scale Pakenham – P&DARCS
May 17 th (Wed.)	Indoor Flying at Haddon Hall 7 - 9:30PM – BAMI
June 7 th (Wed.)	Indoor Flying at Haddon Hall 7 - 9:30PM – BAMI
June 10 th /11 th	VFSAA VicScale Trophy Weekend – Saturday/Sunday – Shepparton (VRF)
June 10 th /12 th	Warbird Weekend – Shepparton (VRF)
June 21 st (Wed.)	Indoor Flying at Haddon Hall 7 - 9:30PM – BAMI
Nov 25 th /26 th	Hamilton Fun Fly & Swap Meet – Hamilton

See the [VMAA Calendar](#) for all Victorian events.

That's all for now. Good flying.

G.W & R.C.

Time for some Frivolity – the sealed section

Note: If easily offended please skip this item. It contains adult themes, but no crude language or nudity.

51 Shades of Grey

Four guys have been going on the same fishing trip for many years.

This year, Ralph's wife puts her foot down and tells him he isn't going. And thus he calls his buddies and tells them the bad news.

Two days later, the other guys arrive at the camping site to begin their yearly fishing getaway. And of all things, they find Ralph sitting there with a tent already set up.


"Dang Ralphie boy, how did you talk your missus into letting you go?"


"Well, yesterday evening, after my wife finished reading "Fifty Shades of Grey," she pulled me into our bedroom. On the bed she had handcuffs and ropes!

She told me to tie and cuff her to the bed, and I did."

Then she said, "Do whatever you want."


So, here I am!





IMPOTENCE...

NATURE'S WAY OF SAYING
"NO HARD FEELINGS"



I CALLED THE
INCONTINENCE HOTLINE...

THEY ASKED,
"CAN YOU HOLD PLEASE?"

