



NEWSLETTER – October, 2019

Committee 2019/2020

President:	Alan Crisp	(0414 487 856)
Vice President:	Peter Evans	(0438 643 949)
Treasurer:	Nick Katsikaros	(0438 559 985)
Secretary:	Nigel Newby	(0408 420 794)
Ordinary member 1:	Max Rowan	(0422 761 022)
Ordinary member 2:	Murri Anstis	(0413 353 739)

Officers

Returning Officer:	(The Secretary)
Public Officer:	(The Secretary)
Publicity Officer:	Roger Carrigg (0437 842 277)
Safety Officers:	Murri Anstis (0413 353 739) (Vacant)
First Aid Officer	Nigel Newby (0408 420 794)
Newsletter Editor:	Roger Carrigg (0437 842 277)
Field Maintenance 1:	Murri Anstis (0413 353 739)
Field Maintenance 2:	Peter Weston (0447 792 911)

Contacting BRMFC: Secretary: Nigel Newby.
Mob: 0408 420 794, Email: secretary@brmfc.org.au

Newsletter Editor: Roger Carrigg.
Mob: 0437 842 277, Email: editor@brmfc.org.au

Note the meeting location.

The next general meeting is to be held at the **Eastwood Street Leisure Centre in the Canteen**, on Wednesday October 23rd commencing at **7.30PM** (Turn left after entry to the Complex, and the Canteen is on the left again). **Don't forget to bring a plate for supper.**



Agenda Items for the next meeting

1. Trawalla Estate Update
2. Strategic Plan
3. Field Maintenance
4. Burrumbeet Airstrip
5. Pits replacement matting
6. Post Fun Fly Review

Points of interest from the last meeting

Extract of newsworthy items from the minutes of the last meeting. Note: Some events/activities may have concluded or been modified as circumstances change.

8) General Business

- a) Trawalla Estate Update - Nil
- b) Strategic Plan –
 - Progress being made on the pits improvements.
 - Advertising via the Begonia Festival
- c) Field Maintenance –
 - Field mowed today
 - Tabletops have been cleaned (assembly tables).

d) Burrumbeet Airstrip – Requires mowing again to tidy the area, Saturday November 9th 2019 was decided upon to start at 9.00am. BBQ lunch will be provided.

e) Pits replacement matting –

- Pits area being worked on. Murri has laid some granite sand and the rubber matting has been moved to the large model start-up area.
- The laying of the “new” matting was discussed with a timetable of tasks discussed. A working-bee will be required (short notice), as it needs to be completed prior to the October Fun-Fly. The coming Saturday was selected, 28th September starting at 10.00am.

9) Other Business

- Logbook contents for new pilots – still a work in progress.
 - Organization of the March Fun-fly
 - Nick has updated the list with all tasks allotted to individuals were up to date. NK has placed an advertisement on RCTrader website.
 - Safety officer yet to be filled.
 - Roger – purchasing officer
 - Jeff – head chef with Fred helping. Glen may also assist. 3 others possibly to serve.
 - Alan received a request from a Begonia Festival organizer regarding having a float in their parade. Discussion followed and a decision was made to gain further information as it sounds like a good opportunity to promote the hobby and our club.
 - Fred received message from the Bairnsdale club regarding their excess matting that had been offered to BRMFC. Decided we had no use at this time but we appreciated the generous offer. Alan will contact them.
 - Gas stove offered by member Peter Hatherell (Maryborough). The club does not require a stove replacement so thanks to Peter for his generous offer.
 - Club Christmas Party proposed to be held Friday 13th December with the venue yet to be decided.
- 10) Meeting Closed at 8.55pm – Next meeting date will be the 23rd October 2019



VMAA News

The following Information gathered from the Minutes of the VMAA Executive Committee Meeting held on the 12th September 2019 which might be of interest to members. Note: some situations may have concluded or changed since then.

9.3 Mount Hollowback: – Ongoing investigation to determine viability of site. Additional test equipment to be used. Expectation is for the investigation to conclude in a few weeks. Going to another frequency will not solve the problem.

10. Display Applications:

10.4 VMAA Secretary to develop a single page approval process for clubs with area approvals in place. This will assist clubs by reducing the documentation required for submission each year.

12. Contest Directors Report:

12.2 **VMAA Trophy** – A final rules/conditions documents will be produced and sent out for review by Committee and previous team captains. When completed, the rules/conditions will be posted on the VMAA website.

18. SFI Report:

18.2 **Instructor Notification:** A list of instructors was tabled to indicate take up rate.

18.2.1 Number received for refresher course: 126

18.2.2 Instructors that do not wish to continue: 21

18.3 Next Instructor's Course – Next course dates are in planning stage. 10 students per course is more than enough with the equipment and support available. Other committee members will assist. Courses will be conducted in other areas of Victoria.

18.5 Recertification MAAA Instructors – Those that completed their course after this requirement was initiated (CASA 149) will be deemed as current (within the 5 years) and do not require to undergo a refresher course.

19. State Field Reports:

19.1 Darraweit Guim State Field: Current shower has an issue with leakage and needs to be repaired. VMAA has a vested interest with the field and needs to be investigated. NFG (Host Club) to investigate what needs to be repaired and cost.

19.2 Field has a rabbit problem due to the dry conditions. Based on advice from the shire, best approach (not using poison) is a rabbit proof wire around existing fence to be placed around the main runway. Cost would be \$4K for 1.4 km of fencing. NFG requesting what support the VMAA could provide towards assisting with the task. Club will provide all labour requirement. VMAA is working through what state field infrastructure would be supported by the VMAA. Secretary tabled there was a maintenance fund allocation in the past. NFG is to collect appropriate information and cost to support any submission to the VMAA. Could be a loan request.

21. General Business:

21.4 **LDMFA:** New procedure and conditions in regards to flight operations 21.4.1 MAAA Secretary to provide additional information.

21.5 Mt Wallace Leasing arrangements (VMAA/MAAA):

21.5.1 MAAA Secretary is reviewing leasing document and will be sent. 21.5.2 Document to be reviewed by VMAA Committee once received. 21.5.3 VMAA Secretary is to raise the leasing agreement between VMAA and host club BMMAA for Mt Wallace.

21.7 Area approvals - Are ongoing

21.7.1 SAM600/Old Timer - Submission being prepared for consideration to fly above 2000 ft AGL 21.7.1.1 Risk Assessment for this SIG is being reviewed.

21.7.2 Emails from various Clubs in regards to area approvals and the recertification of height limits. – received for September 2019 ongoing

21.7.3 CASA is now requesting GPS coordinates of flying area used. This includes type of aircraft, size and weight.

This requirement will be sent to those clubs that have not been approved at this stage.

21.8 MAAA MOPS: The president tabled the MAAA request for support to update the MOPs. Waiting for guidelines. There is no doubt the MOPs need to be updated/refreshed to bring them into line with current trends/structure.

21.9 Flat Out RC: The magazine next edition (Issue 10) will be its last. With hobby shops closing and reduced advertising requirements, has made the viability of the magazine not viable. No Australian model magazine left.

21.10 Head of Heavy Model Inspector Victoria: VMAA Secretary tabled the requirement for this position to be established. NSW and Qld have a similar position and works well. HM MOP will be reviewed to ensure compliance. To be tabled at the next meeting.

21.12 Club Name Change: The Secretary tabled that the Bacchus Marsh Model Aircraft Club is considering a name change to, Mount Wallace Model Aircraft Association. This is to be confirmed.

Stop Press! (22nd October) - The following information gathered from the Minutes of the VMAA Executive Committee Meeting held on the 10th October 2019 which might be of interest to members. Note: some situations may have concluded or changed since then.

10. Matters Arising from Correspondence:

10.1 Club Name Change: Bacchus Marsh club name change to Mount Wallace Model Aircraft Association (MWMMAA) has been completed.

10.2 NFG Proposal: There is a current issue with rabbits and the impact/effect they are having on the main runway. There is also an OH&S issue with so many holes around the area. The issue now in a plague proposition due to the low rainfall. Surrounding neighbours are not interested in poisons and shooting is the least viable option. The best option is to erect a "rabbit proof fence". NFG will provide all labour and ongoing maintenance of the fence once installed. The fence should remain viable for 15 to 20 years. NFG will have ongoing cost to keep the field/runway in a suitable condition expected around \$6,000. Has taken the club 12-month investigation to provide a submission.

10.2.1 NFG is asking for a material cost of \$6,200.11 as a grant to address the issue and to purchase the material requirements which has been approved.

10.3 Giant Model Inspector: Mr Peter Agnew has been appointed as a GHMI by the MAAA after a successful application and recommended by the VMAA.

10.4 VMAA State Heavy Model Inspector (SHMI): The VMAA based on ongoing requirements in this area has identified a new position/appointment as a technical advisor and HM assessor for new inspectors in the FW25 and FW50. The initial workflow will not change, as all requests submitted to the VMAA for review. On completion of a review, the application will be processed to the VMAA

SHMI to continue the process, including assessment of suitability.

10.4.1 To meet the above requirements, the candidate would need experience in scratch building, ARFs and fly in various disciplines. Based on the criteria, Mr David Law has been nominated to fulfil the position. Mr Law has accepted the nomination as the SHMI. The nomination was tabled on 10 Oct 2019 and ratified. The President and Committee welcome Mr Law to this new position. Reappointment of the position is ratified at the annual VMAA AGM each year.

19. SFI Report:

19.3 Next Instructor's Course Date – 30 November at Northern Flying Group clubhouse. Only instructors that require a refresher course will be considered unless positions cannot fill. Next course will have 20 positions with NFG organising refreshments on the day.

19.4 Recertification of MAAA Instructors – Instructors that have not completed their refresher course by 30 June 2020 will have the instructor rating revoked.

20. State Field Reports:

20.1 NFG: has spent been \$300 on fertiliser for the runway. Rabbit problem requires the runway to be attended to before anyone can fly. Part of normal routine at the moment.



Goin's on at the Field

Pit Area Matting

Over the last three or four weeks we've been busy laying out the matting (ex Albury) over the pit area which has been levelled as best we can with granite sand. This involved rolling out the various lengths to see what we've got, measuring and cutting to size to minimize the number of joints. After doing all that it required five sections to cover the 30m resulting in four joints running across the pits. As it turned out we didn't have as much left over as we thought, but enough to cover the large model start-up area as well.

The following photos describe what we did.



Laying out the matting sections over the prepared pit area to see where they needed to be cut and joined. This was done on Saturday 28th September.



We brought back a fair bit of Albury soil with us so that all needed to be cleaned off with brooms before attempting to cut it with a knife.



After a few hours work it was all in place ready to be joined and then trenched in. To prevent it blowing away, weights were place around the edge.



On Sunday 29th September the matting was joined with a mastic adhesive. It seems to have stuck pretty well but we intend to put an adhesive strip over it to prevent it lifting with general traffic.



There was a frayed section so a patch was glued on top. Peter E. and Ricky cleaning ready for sticking on patch.



Alan sticking the patch on with assistance from Ricky.



Looks like the job's done – fortunately the adhesive gave a reasonable bonding after about 10 minutes and assisted by moister.

Once we had all the matting cut and joined the next step was to trench it in around the perimeter. Tom Allen who joined the club earlier this year offered to help out with his digger. That was arranged for Sunday morning the 6th October just a couple of weeks before the fun fly event. We had to get it done while the ground was still soft; wait a few weeks and it would have been too difficult.

It was a gazetted working bee with a BBQ lunch to finish off with once the work was done.



Tom Allen with digger on trailer. He's a builder so if interested have a look at his web site gazebo.com.au



We started trenching at the northern end, primarily because the wind was from the north. Tom used the wide bucket scooping out from the side rather than the 300mm bucket which would have meant the machine tracks traversing the pit area surface. Unfortunately this meant a much slower operation on his part.



The bucket is about 600mm wide so obviously took quite a number of scoops to do a 30m trench but at least it kept the track indentations away from the pit area.



Alongside the compound fence it was all hands on deck to dig the trench by hand. The digger would have made a mess of the prepared surface underneath the matting and the ground was still pretty soft.



Tom digging the trench along the eastern boundary.



El Presidente just taking it easy. Well his name is Al, which sounds the same!!!



Talk about leaning on the shovel!!!



Backfilling was rather laborious. The digger helped push back the spoil, but with all the clumps of grass it was hard

to spread out smoothly. Vehicles were then driven over it to pack down and tighten the matting.



And the finished job... Well, all bar some top soil to smooth out and seeding to get the grass back.

All that really needs to be done now is a load of top soil to smooth out the back-fill and seed to get the grass back.

Many thanks to Tom for bringing his digger along it certainly made hard work a lot easier.

I'll take this opportunity to welcome Tom into the club. Tom was a member of the Lilydale club for many years like our president Alan Crisp. They knew of each other but being a big membership club never formally met. Tom and family decided to move to Ballarat and is currently in the process of building/finishing off a new house in the Ross Creek area, not all that far from our old Bowes Road field.

He has a keen interest in pylon racing and follows those events around the state. The hobby is wide and varied and we all tend to have a niche that attracts our interest.

Let's wish Tom all the best with his modelling and hope to see him at the field when time permits.

Turbo Vent Repair

A couple of months ago the turbo vent on the composting toilet fell off the vent pipe which goes out through the roof.

It's been sitting in a bucket under the veranda and I (Ed.) spotted it as I was about to leave on Sunday 29th September and decided to take it home to see if it could be fixed.



Had to open up the top with a holesaw to remove the broken corroded shaft and bearings.

The shaft had corroded through and snapped off letting it fall on to the ground where it did some minor damage to a couple of the plastic vanes. Nothing that a bit of CA wouldn't fix. Actually this was a classic example of stress corrosion cracking, a common problem with aluminium aircraft structures. It took just on 20 years so it lasted pretty well.




The old corroded shaft and the new one with bearings fitted.


During the week I had a look on the internet to see what a replacement unit would cost and the original from Clivus Multrum in QLD was \$200 plus P & H. There were some others available from Bunnings and elsewhere starting at about \$140 so it was a worthwhile exercise trying to repair it. What was needed was the 10mm x 200mm aluminium shaft and two 22x8mm ball bearings.



The mounting support which attaches inside the vent pipe with shaft in place. I had to make a plate to screw on top to cover the access hole.



Rotating vent fitted to shaft and held in place with retaining nuts.



All finished and ready for re-installation.



And the turbo vent all back in place doing what it does best.

I bought the two bearings and a length of 10mm aluminium bar stock to turn up the shaft. It required turning down to 8mm at each end and threaded to take the bearings and retaining nuts. It all went back together okay and was fitted the following Sunday. All up cost \$6.85.

Well ya gotta keep the dunne working okay!!!



Tips & Tricks

RIP "Booma" aka "Patch" and yet another hard earned battery tip.

By Nick Katsikaros.

After many, many years, two major repairs, a plethora of minor repairs, four motors, untold litres of fuel, and many miles of packing tape my Boomerang is not coming back. In the end it succumbed to the dreaded flat battery syndrome, and, of course, it was my fault.

It was my first flight of the Fun Fly and after about two or three minutes of vigorous flying the plane suddenly seemed sluggish in a turn, then banked the wrong way then levelled then spiralled into the field. As the wing popped up in the crash it looked like maybe the rubber bands had done their job and the damage would be minor but on arrival at the site of the arrival the scene was grim. The wing was unharmed but the rubber bands hadn't let go; in fact the front end of the plane had let go and the rubber bands had pulled the top of the front fuselage onto the top of the wing as the fuel soaked front end let go on impact. There was no

significant movement from the controls and on return to the pits the voltage was measured at a pitifully low 3.4V for a 5cell NiMH. Easy diagnosis, flat battery, but why? I had charged it the previous night.



Library photo taken on 25th August 2019.

On reflection, I remembered that when I charged it the previous night I noticed that it had been left ON so I was surprised when it only took about ~200mAh to fully charge. I thought I must have turned it on carrying it to the charger and thought no more of it. In fact, I now believe what happened was that the battery had been completely flattened and it really needed a long slow charge to properly recover, instead of my standard ~4 hour charge. When I noticed that the battery had been left on I really should have cycled it at least once to make sure it was OK. Live and learn.

Vale Booma.

P.S. If anyone needs a Boomerang wing I have one free to a good home. Battle hardened.

A few more interesting YouTube clips arrived on my phone over the last month which I thought may be of interest.

Watch "GIANT RC BRONCO OV-10 MAIDEN FLIGHT" on YouTube <https://youtu.be/JUzNDSh6x2A>

Watch "MONSTER RC AIRPLANE! INDOOR FLIGHT! TRANSPORT PLANE! HERCULES A4! Jürgen Schönle! Lindinger" on YouTube <https://youtu.be/DeWkDgVrsDY>

Watch "RAAF P51 Mustang in Korea 1950" on YouTube <https://youtu.be/FQe1E14rndQ>

Watch "★OVER THE TOP★ STARFIGHTER F-104 ★JET POWER★" on YouTube <https://youtu.be/V4UPfmBn9LA>

Watch "60" Balsa Kit DC 3 Airplane Full Build Video" on YouTube <https://youtu.be/n6XHIQhddpU>

Watch "WORLDS LARGEST RC CONCORDE JET MODEL - 149KG 10 METERS - OTTO WIDLROITHER - JET POWER 2019" on YouTube https://youtu.be/HfnIdSV_4vo

Watch "Japanese B-17 Squadron" on YouTube <https://youtu.be/JR-Yx4DojKg>

Watch "7 Essential Knots You Need To Know" on YouTube <https://youtu.be/3X8drKsdf5E>

Watch "How to tie a Bowline Knot the quick and easy way." on YouTube <https://youtu.be/J2AWR90IALc>

Watch "How to Back Splice a Rope" on YouTube <https://youtu.be/uivsF61ytLQ>

And this is probably the one you should be watching!!!

Watch "15 Foods That Unclog Your Arteries Naturally Like Magic" on YouTube <https://youtu.be/RFE8MFBZURI>



Events

BRMFC Fun Fly – 20th October

BRMFC held what is now our annual fun fly on Sunday October 20th amidst cool and cloudy conditions with a moderate S/W wind for most of the day.

Whilst writing this article the day after, it's 17°C heading for 19 with 11km/h southerly breeze. Absolutely perfect flying conditions with our preferred north/south wind direction. However you can't organize the weather although it wasn't too bad, just in contrast not as good as today. (And Tuesday was even better, 21°C, 9km/h SSW wind.)

As mentioned previously in the newsletter we have been working on the pit matting to get it ready for the fun fly and it was a great asset on the day. I used the new large model start-up area to start my Stearman and thought it was major improvement on what we had before and a delight to use.



A general shot of the pit area and also below.



In the days leading up to the event it had been cold, wet and a bit windy but fortunately was generally improving to the

point where it was satisfactory for flying – just not what it is today.

As the early morning progressed we were pleasantly surprised by the steady rollup of modellers from various parts of the state. A quick scan of the visitor's book indicates we had pilots from Keilor, Camperdown, Warrnambool, Hamilton, Geelong, Bellarine, Ararat and as far afield as the Phoenix Flyers in Tasmania. In fact it probably would be the best turnout of visiting pilots that we've had at the Trawalla field. I guess it takes a while for word to get around about the field and what it is like to fly at. As we know, all fields have good points and bad points, generally highlighted by the prevailing wind. Obviously north/south is our preferred runway being the longer. The east/west runway is quite serviceable now since the field boundary realignment, but to be honest doesn't work as well with pilot positioning particularly when there's a number flying. On your own or perhaps another one or two is fine.



Rod Mitchell from the Warrnambool club readying his Neptune water bomber for a flight. (I have a photo of this model taken at Werribbee on 18th Jan 2009.)

It wasn't long before the pit area was full of models and planes were in the air. From what I could see everyone was enjoying themselves whether it be having a fly or catching up with old friends. That's what an event of this nature is all about, getting together and having fun. After all, isn't that what Moomba means?

We had the canteen running for most of the day serving dim sims, cold drinks and complimentary tea, coffee and biscuits. There were also hamburgers and sausages over the midday period. Many thanks to Graeme, Nigel, Fred and master chef cook Jeff for running the canteen.



Rod Mitchell's turbine model just lifting off. I'm pretty sure this is the first time a turbine has flown at our Trawalla field.



Our Peter Evans pushing his PC21 out from the start-up area.



And the PC21 lifting off.

Fortunately the rain held off although it did look ominous at times, there might have been a few spits mid-morning but that's all.

By about 2:30PM to 3PM most were starting to pack up ready for the trip home.

All in all I'm sure everyone had a great day and we look forward to bigger and better things next year.

There's a few more random pics from the day on the last page.



Coming Events

~~Mosskosh Annual Fun Fly Ararat – 1st-3rd Nov~~

The Ararat & District Model Aircraft Club sent out a notice on 29th September to say disappointingly this year's event has been cancelled.

Working bee Burrumbeet – Saturday Nov 9th

We have a working bee scheduled for Saturday morning November 9th to cut the grass in the area we have allocated at the Burrumbeet Racecourse. This is a backup field reasonably close in to Ballarat that can be used for smaller models.

Whilst it gets little use we want to keep it on the books, so it is a wise action for us to maintain some sort of presence there.



Photo from last year's working bee held on November 17th.

We did this last year on Saturday November 17th, but elected to make it the week before this year because of the BRMFC/BAMI get together on November 17th.

Bring along mowers, rakes, etc. so we can get the job done quickly.



And the BBQ lunch after the work was done.

We'll have a BBQ lunch and most likely some will have a fly after the work is done.

BRMFC/BAMI Len Astbury Fun Fly – Sunday November 17th

BRMFC is hosting one of two annual get-together events with our sister club Ballarat Aero Modellers on Sunday November 17th. BAMI hosted a similar event on April 7th this

year which has been named the Graham Waterhouse Fun Fly.

Put this one in your diary and let's make it another great day of interclub camaraderie.

BBQ & Indoor Flying – Wed. 20th November



BAMI is putting on a BBQ tea for the last night of indoor flying for the year. It will start at 6PM at the Haddon Hall followed by the usual evening's flying.

After the Christmas break it starts again on Wednesday February 5th 2020 (TBC).

Hamilton Fun Fly – 23rd/24th November

The next club trip away event will be the annual pilgrimage down to Hamilton over the w/e of November 23rd/24th. If you plan to go it would be a good idea to organize accommodation now. There is also ample room for onsite camping at the field of which many modellers from around the state and beyond take advantage of. So if you decide to camp you won't be on your own.

Many of us regularly stay at the Hamilton Lakeside Motel <http://hamiltonlakesidemotel.com.au/>

Hamilton Lakeside Motel

22-24 Ballarat Rd

Hamilton Victoria, 3300

Ph: (03) 5572 3757

Fax: (03) 5572 4010

E-mail: admin@hamiltonlakesidemotel.com.au

Directions: To get to the HMAc field, head out the Hamilton-Port Fairy Road from Hamilton for about 15 kms and turn right into Branxholme-Byaduk Road. Travel along for 5kms and the field is on the right hand side (north side of the road).

BRMFC Xmas Party – Friday 13th December



Last year we held the Christmas party at the Queens Head Hotel, corner of Humffray St North and Queens St North on Friday 14th December starting at 6:30PM. At the last club meeting we settled on the same

Friday night which is **13th December** but did not decide the venue.

If anyone has any suggestions please put them forward. At the BAMI indoor event on Wednesday 16th they said BAMI is holding their Xmas party at the Bunch of Grapes Hotel in Pleasant Street.

We need to get in soon before places are booked out and it's also handy to know in advance when it comes to organizing the busy Christmas schedule.




For Sale

Irvine 72 Two Stroke Engine. (Sold on Sunday)

I (Roger) have for sale an Irvine 72 engine which belonged to the late Graham Waterhouse. The engine is in excellent condition externally without a mark on it and one would assume it is internally as well. Has heaps of compression and the crank turns over smoothly so bearings are good.

Unfortunately is missing the prop nut & washer as well as the 2 x M4x40 muffler attachment bolts but comes with muffler and engine mount.



Humbrol 14mL paint tins

5 trays of assorted unopened Humbrol paints, approx. 70 tins per tray. In many cases, there are several tins of the same colour. There are 306 unopened tins.

SELL FOR \$1 each.

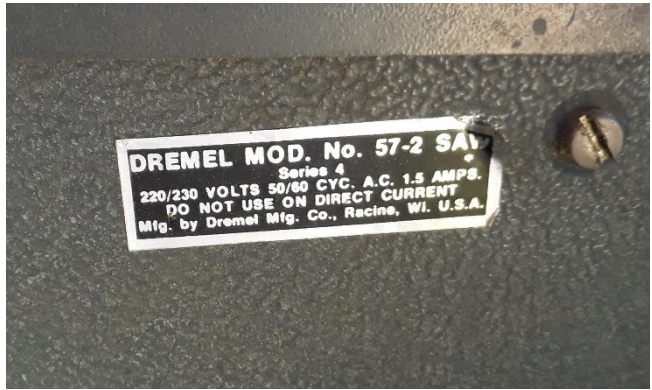


The colours are those that would be used for cockpit detail undercarriage wheel wells etc.

If anyone is interested I can send a PDF file of the list of colours with Humbrol colour number, colour swatch and number of tins available.

Dremel scroll saw

June has decided she really has no use for Graham’s Dremel scroll saw (even though she does a lot of craft work) and would like to sell it.



If interested you can either contact me (ed) or June via junew1950@gmail.com

Asking price is \$40.



Event Calendar

- Oct 2nd (Wed) Indoor Flying at Haddon Hall 7 - 9:30PM – BAMI.
- Oct 16th (Wed) Indoor Flying at Haddon Hall 7 - 9:30PM – BAMI.
- October 20th (Sun) Fun Fly – Trawalla, BRMFC**
- October 27th NFG "Twins and More" fly in – Darraweit Guim
- Nov 1st – 3rd ~~MossKosh Annual Fun Fly – Ararat & DAC~~
- Nov 6th (Wed) Indoor Flying at Haddon Hall 7 - 9:30PM – BAMI.
- Nov 9th (Sat) Working bee – Burrumbeet**
- Nov 10th Scratch & Kit Built Scale Rally – P&DARCS
- Nov 17th (Sun) BRMFC/BAMI Len Astbury Fun Fly – Trawalla**
- Nov 20th (Wed.) Indoor Flying at Haddon Hall 6 - 9:30PM – BAMI.
The last one for the year and starts at 6PM with a BBQ tea provided.
- Nov 23rd/24th Fun Fly & Swap Meet – HMAAC, Hamilton
- December 13th BRMFC Xmas Function (Friday night). Venue to be decided.**

- Feb 22nd/23rd 2020 Leura Fun Fly – Camperdown
- Mar 8th Fly-In – Trawalla, BRMFC ?????**
- Mar 21st/22nd Warrnambool Annual Fun Fly – WMAC
- March 22nd Monty Tyrell Scale Rally – P&DARCS
- April 4th/5th Echuca Moama Annual Fun Fly - EMMAC
- April 10th-13th Easter long weekend

See the [VMAA Calendar](#) for all Victorian events.

That’s all for now. Happy landings.
Roger.

A few more random photos from our Spring Fun Fly held on Sunday October 20th October 2019

